

MASON COUNTY BUILDING DEPARTMENT

POLE BUILDING WITH ONE SIDE LEAN-TO CROSS SECTION

07-17-20

RYAN M. WOOD

RYAN@RYANMDESIGNCONTRACTING.COM

PHONE: 231-690-5489

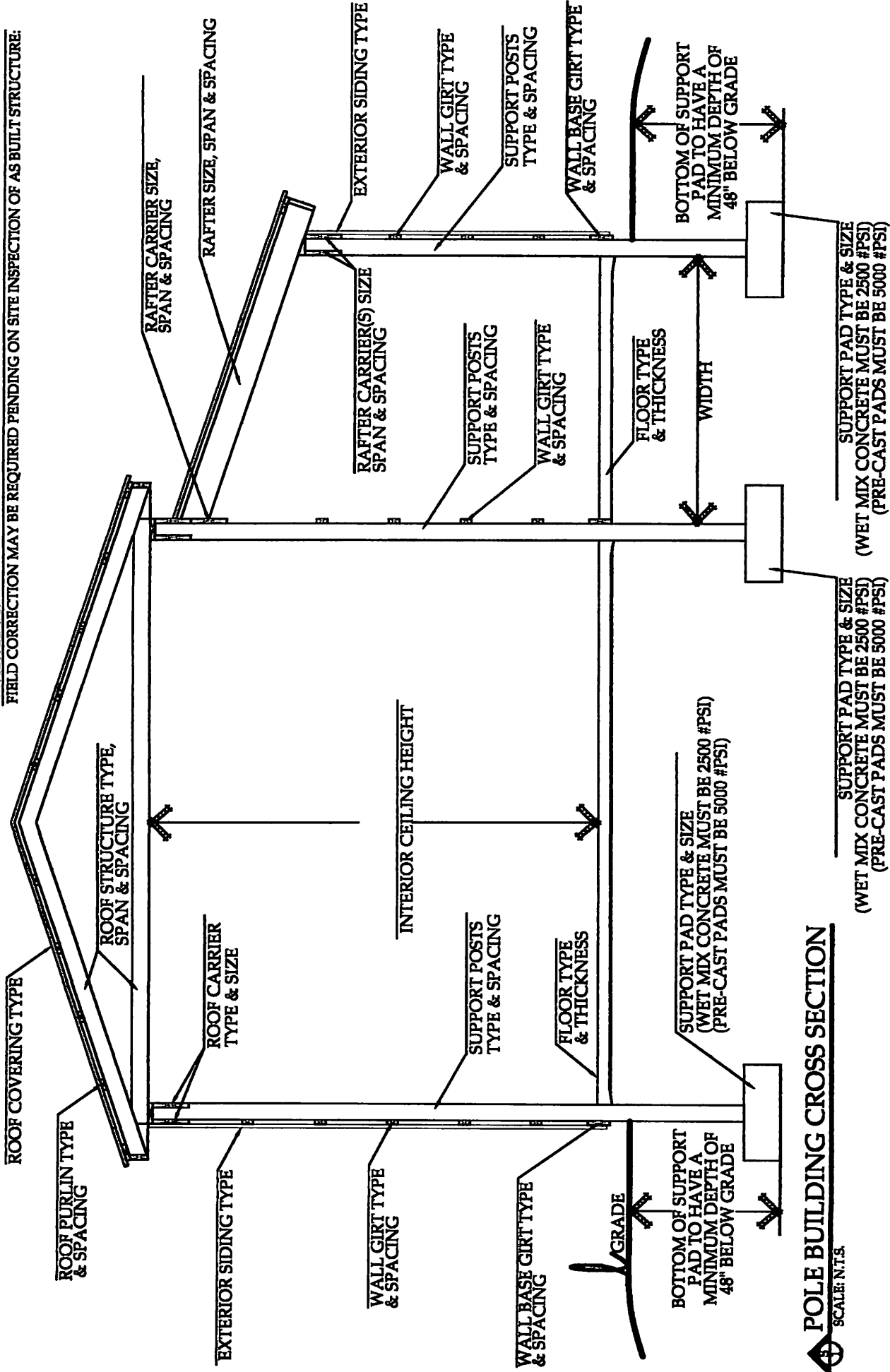
DRAWING PROVIDED BY RAM DESIGN

LAST NAME:

ADDRESS:

PERMIT #

REVIEWED BY:
FIELD CORRECTION MAY BE REQUIRED PENDING ON SITE INSPECTION OF AS BUILT STRUCTURE:



POLE BUILDING CROSS SECTION
SCALE: N.T.S.

SUPPORT PAD TYPE & SIZE
(WET MIX CONCRETE MUST BE 2500 #PSI)
(PRE-CAST PADS MUST BE 5000 #PSI)

DIRECTIONS: Please fill out the above information with as much detail as possible. Also, fill out page 2, with the applicable exterior dimensions, locations of doors and windows, and post size and locations. - Submit this packet with the building permit application.

MASON COUNTY BUILDING DEPARTMENT

POLE BUILDING WITH ONE SIDE LEAN-TO SHEET

LAST NAME: _____

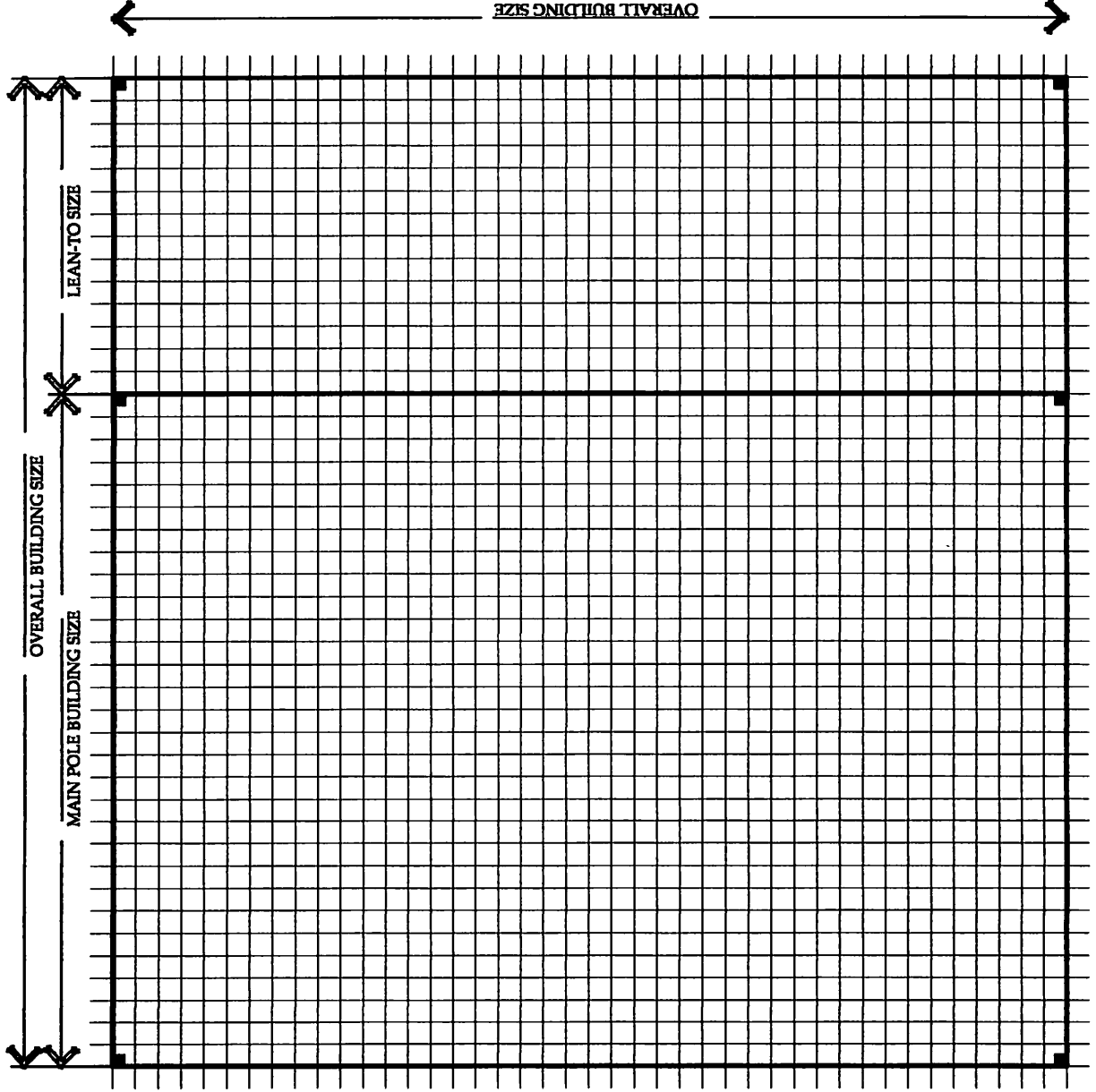
ADDRESS: _____

PERMIT # _____

LAYOUT SHEET FOR POST PADS, POSTS & DOORS

REVIEWED BY: _____

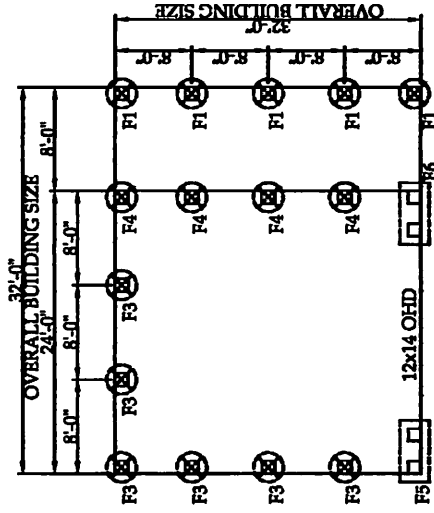
Field correction may be required pending on site inspection of as built structure:



Label the following for your project:

- Overall Building Size
- Support Pad Size & Locations
- All Exterior Over Head Doors
- All Exterior Man Doors

FOOTING SCHEDULE	
F1	8"x16" PRECAST
F2	10"x24" DIAM WET POUR
F3	12"x30"
F4	12"x36"
F5	OTHER



LAYOUT EXAMPLE

SCALE: N.T.S.

DIRECTIONS: Please fill out the above information with as much detail as possible. - Submit this packet with the building permit application.