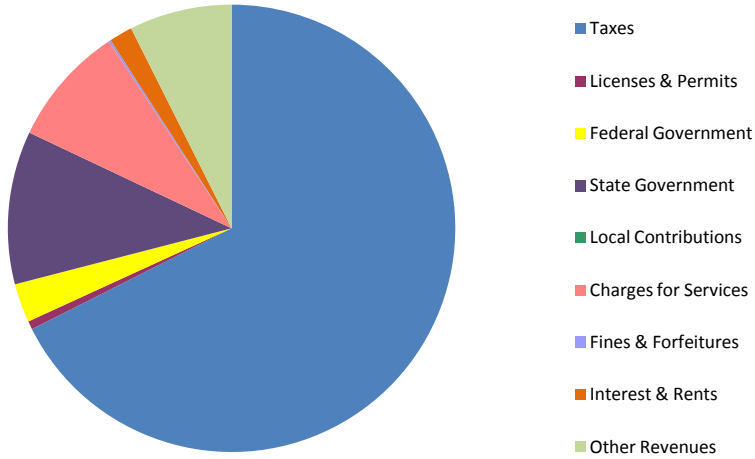


## CITIZEN'S GUIDE TO LOCAL UNIT FINANCES - County of Mason (53)

## REVENUES

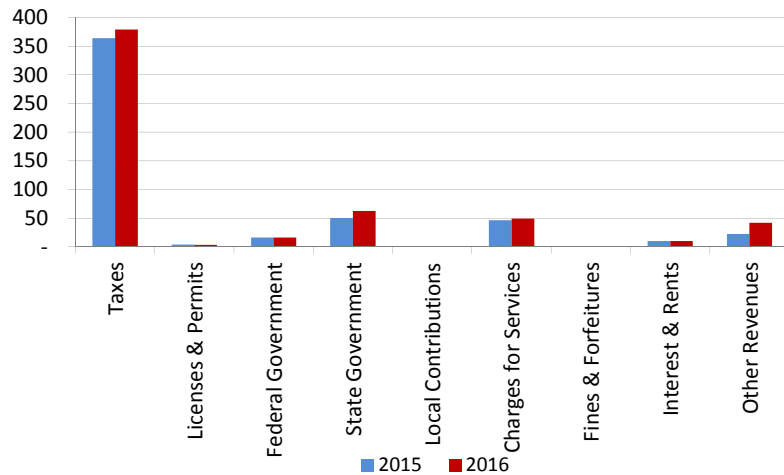
### 1. Where our money comes from (all governmental funds)



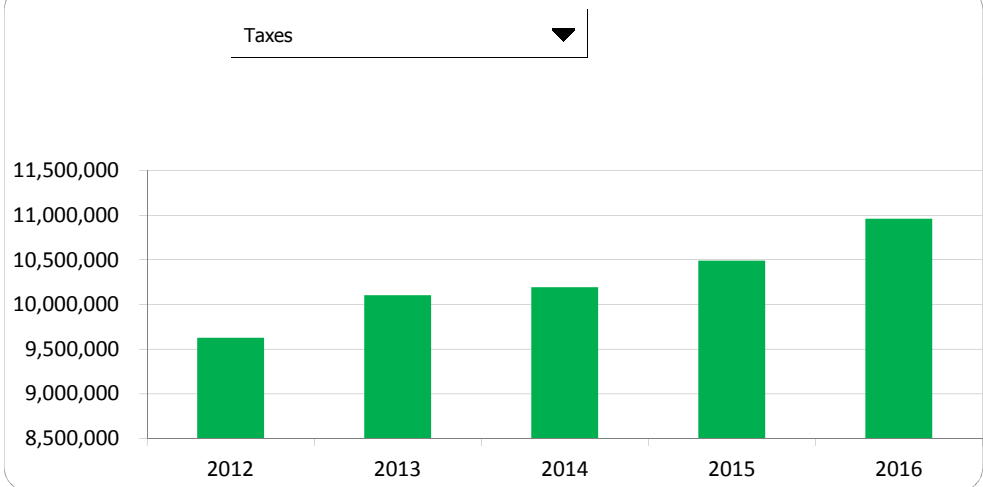
### 2. Compared to the prior year

	2015	2016	% change
Taxes	\$ 10,491,048	\$ 10,959,532	4.47%
Licenses & Permits	111,624	95,659	-14.30%
Federal Government	462,908	454,687	-1.78%
State Government	1,432,641	1,795,243	25.31%
Local Contributions	-	-	N/A
Charges for Services	1,331,675	1,411,640	6.00%
Fines & Forfeitures	26,203	25,967	-0.90%
Interest & Rents	275,454	275,915	0.17%
Other Revenues	628,560	1,200,668	91.02%
<b>Total Revenues</b>	<b>\$ 14,760,113</b>	<b>\$ 16,219,311</b>	<b>9.89%</b>

### 3. Revenue sources per capita - compared to the prior year



### 4. Historical trends of individual sources

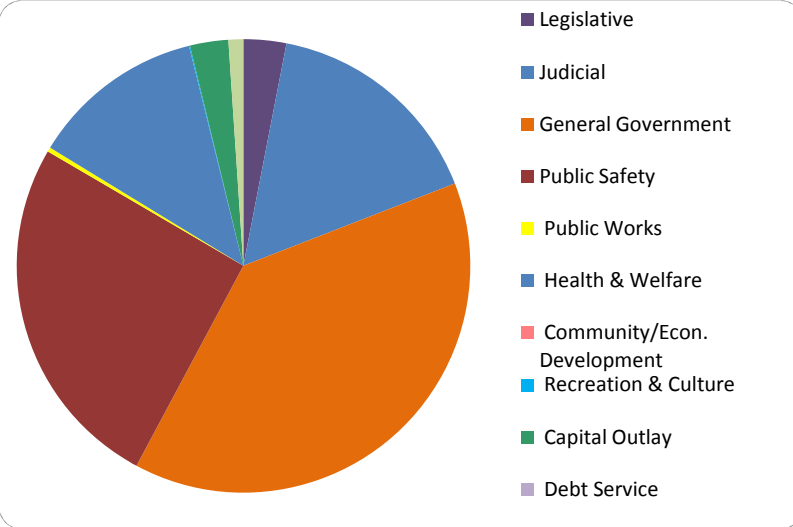


### Commentary:

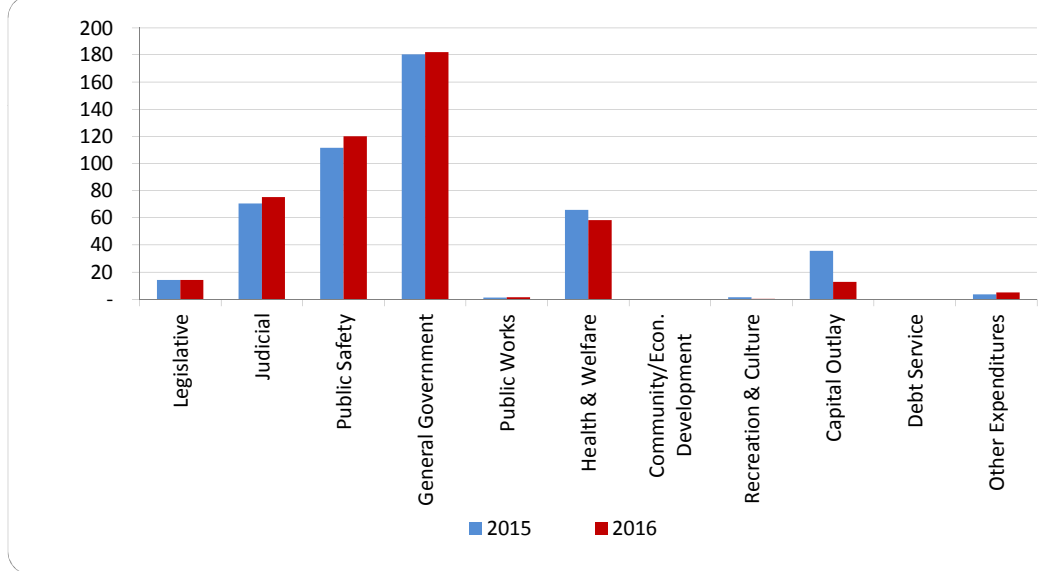
For more information on our unit's finances, contact Fabian L. Knizacky at 231-843-7999.

## CITIZEN'S GUIDE TO LOCAL UNIT FINANCES - County of Mason (53)

### 1. Where we spend our money (all governmental funds)



### 3. Spending per capita - compared to the prior year



### Commentary:

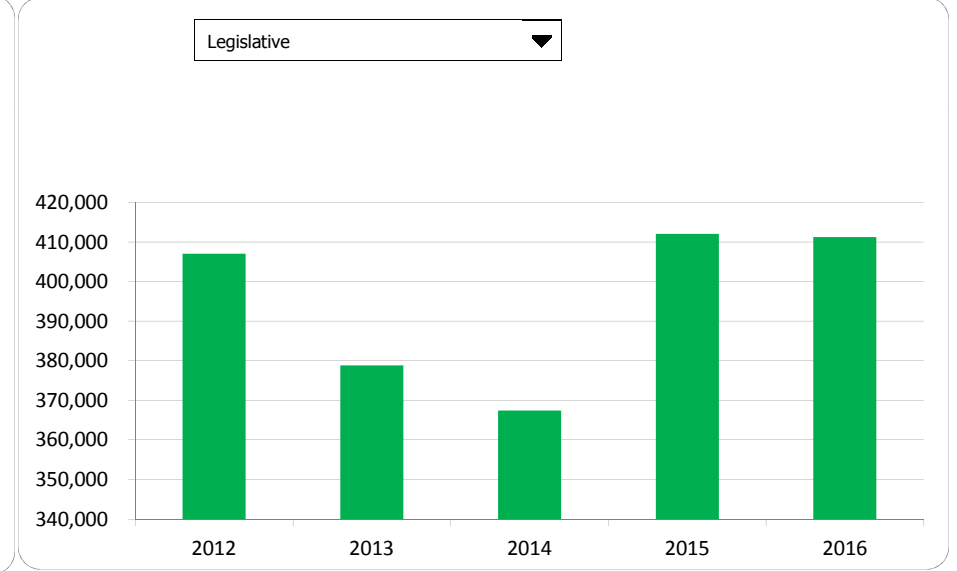
For more information on our unit's finances, contact Fabian L. Knizacky at 231-843-7999.

## EXPENDITURES

### 2. Compared to the prior year

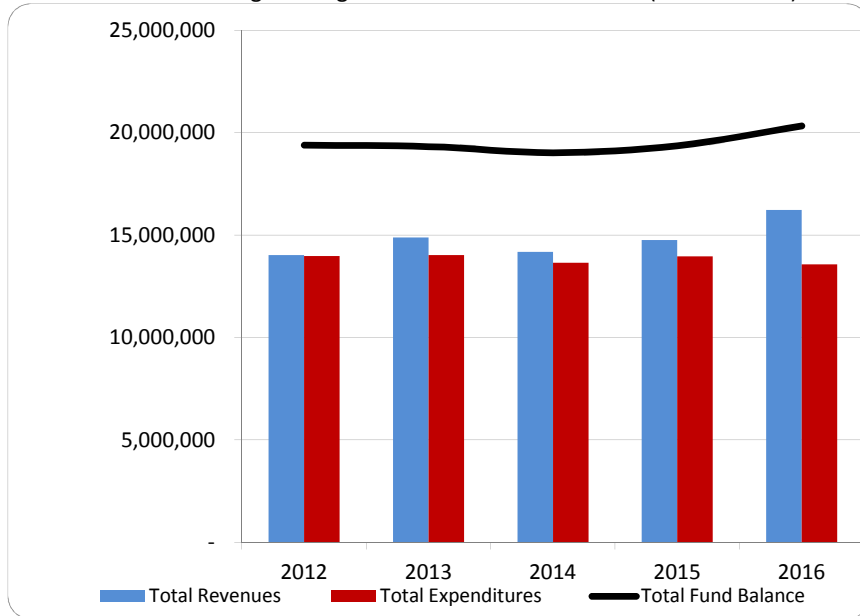
	2015	2016	% change
Legislative	\$ 412,008	\$ 411,244	-0.19%
Judicial	2,031,776	2,176,937	7.14%
General Government	5,196,652	5,257,386	1.17%
Public Safety	3,210,250	3,469,779	8.08%
Public Works	40,009	44,184	10.44%
Health & Welfare	1,894,756	1,682,227	-11.22%
Community/Econ. Development	-	-	N/A
Recreation & Culture	44,742	7,217	-83.87%
Capital Outlay	1,030,524	370,893	-64.01%
Debt Service	-	-	N/A
Other Expenditures	102,035	145,263	42.37%
<b>Total Expenditures</b>	<b>\$ 13,962,752</b>	<b>\$ 13,565,130</b>	<b>-2.85%</b>

### 4. Historical trends of individual departments:

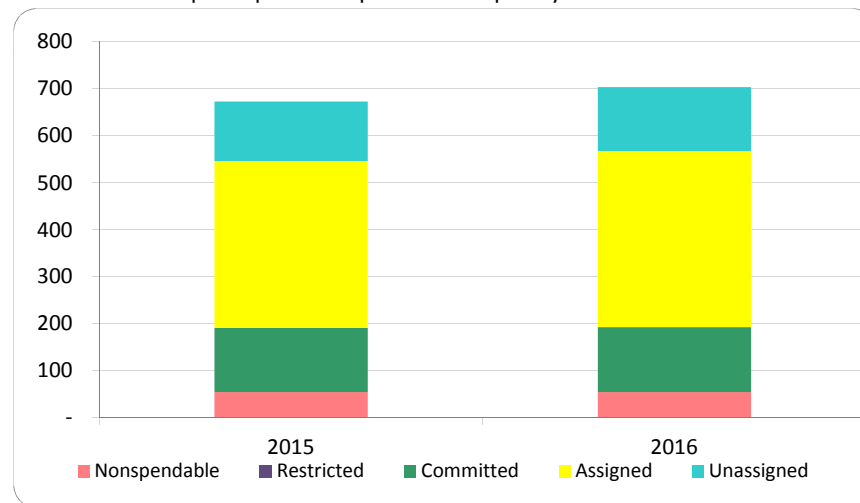


## CITIZEN'S GUIDE TO LOCAL UNIT FINANCES - County of Mason (53)

### 1. How have we managed our governmental fund resources (fund balance)?



### 3. Fund balance per capita - compared to the prior year

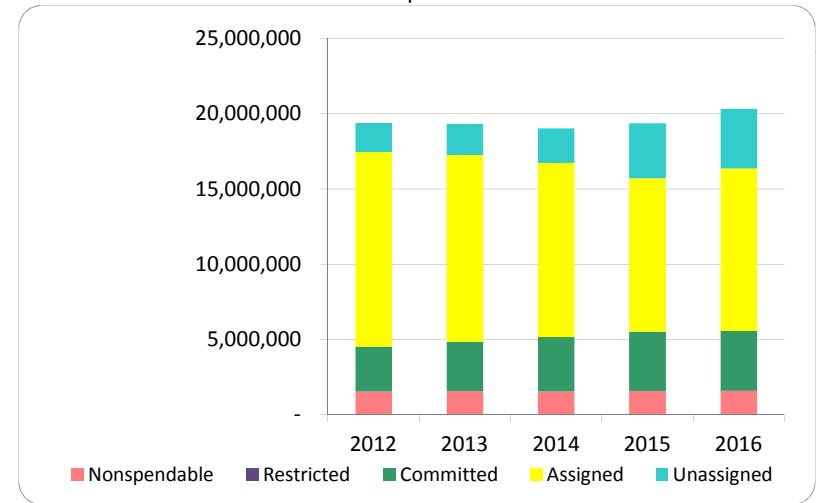


## FINANCIAL POSITION

### 2. Compared to the prior year

	2015	2016	% change
Revenue	14,760,113	16,219,311	9.89%
Expenditures	13,962,752	13,565,130	-2.85%
Surplus (shortfall)	797,361	2,654,181	232.87%
Fund balance, by component:			
Nonspendable	1,563,168	1,569,969	0.44%
Restricted	-	-	N/A
Committed	3,948,500	3,997,147	1.23%
Assigned	10,200,114	10,804,177	5.92%
Unassigned	3,645,579	3,946,686	8.26%
total fund balance	19,357,361	20,317,979	4.96%

### 4. Historical trends of individual components

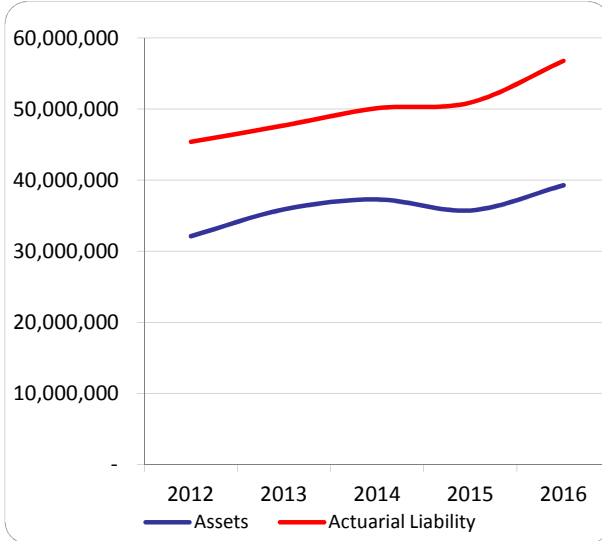


Commentary:

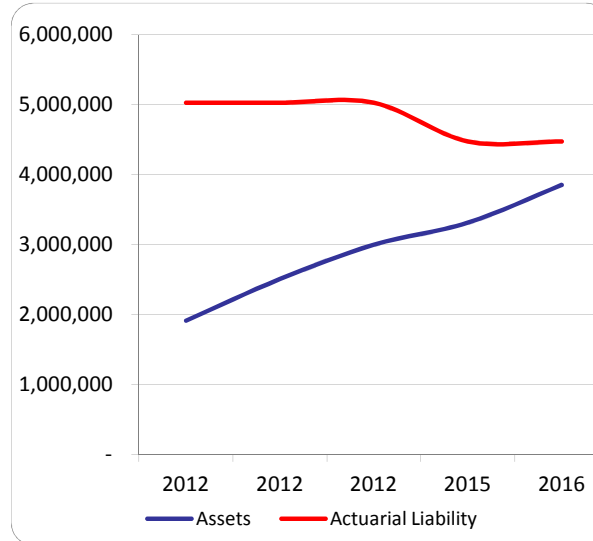
For more information on our unit's finances, contact Fabian L. Knizacky at 231-843-7999.

## CITIZEN'S GUIDE TO LOCAL UNIT FINANCES - County of Mason (53)

1. Pension funding status

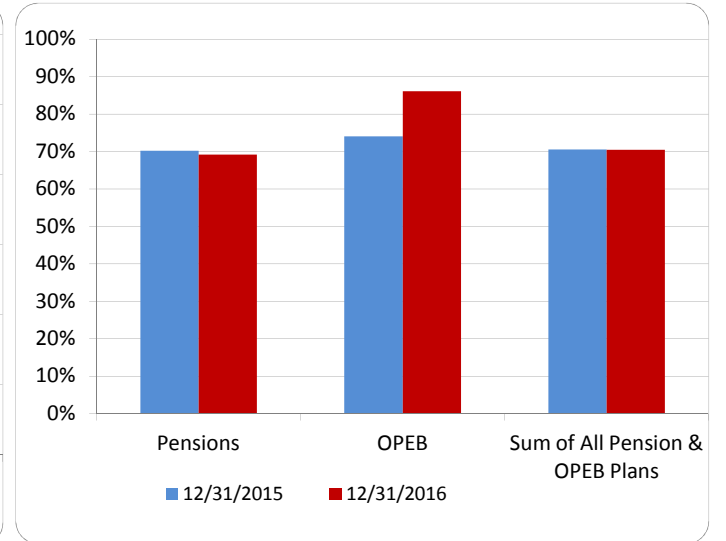


2. Retiree Health care funding status

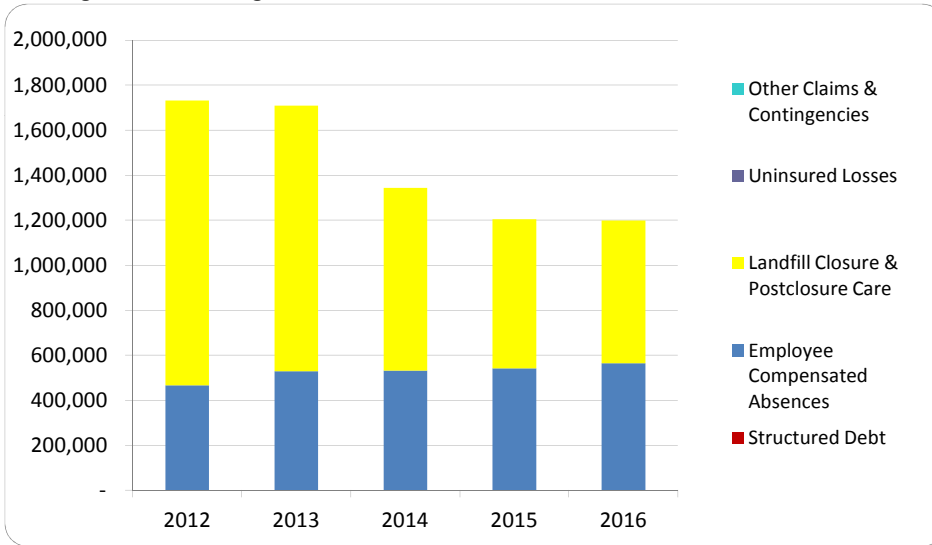


## OTHER LONG TERM OBLIGATIONS

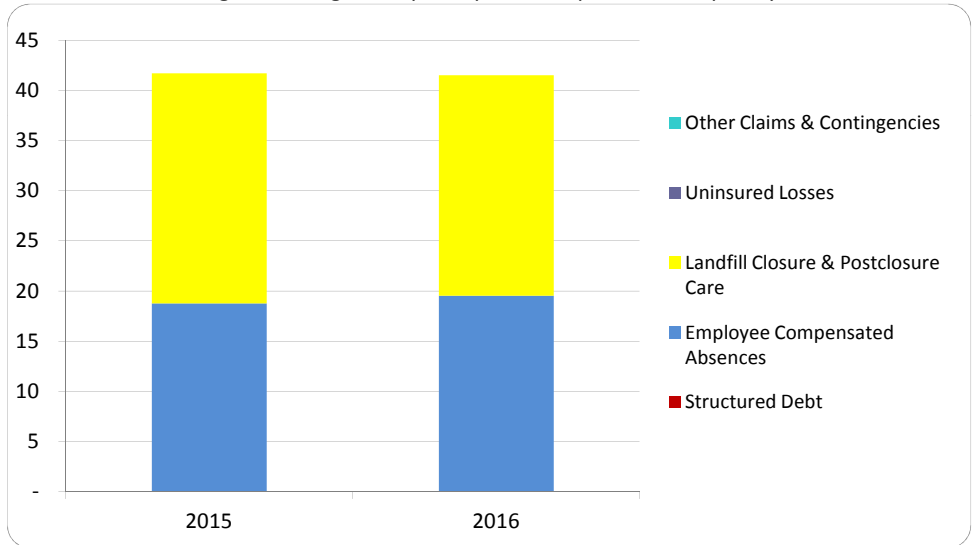
3. Percent funded - compared to the prior year



4. Long Term Debt obligations:



5. Debt & other long term obligations per capita - compared to the prior year



Commentary:

For more information on our unit's finances, contact Fabian L. Knizacky at 231-843-7999.